
PROCESS OF SUBMIT APPLICATION THROUGH OFFLINE MODE AFTER MAKING PAYMENT TO REC LIMITED

Bank details for making payment through RTGS/NEFT:


The investor can also directly deposit the amount in the REC collection account by way of NEFT/RTGS and invariably fill the application forms as given on REC website and mention the UTR no. at space provided in the application form:

Bank Name	Beneficiary Name	A/c No	IFSC Code	MICR No	Bank Address	Type of Account
HDFC Bank	REC Limited-54EC Bonds	00030350000584	HDFC0000003	110240001	G - 3/4 , 19 K G Marg, Surya Kiran Building, New Delhi - 110001	Current A/c
ICICI Bank	REC Limited-54EC Bonds	000405108563	ICIC0000004	400229002	H. T. Parekh Marg, Mumbai - 400020	Current A/c

Step 1:- After making payment to REC Ltd. Click on the below link –

<https://kosmic.kfintech.com/REC/default.aspx>

The below window appears after opening the above link. Select the option of “**Submit Application form Offline**”




REC Limited
A Government of India Enterprise
A Maharatna Company


Serviced by
KFINTECH


Welcome to REC 54EC Capital Gain Tax Exemption Bonds Application Portal – Series XVIII


REC Limited is a Government of India Enterprise. It is also a listed Maharatna Company under Ministry of Power. It was incorporated on July 25, 1969 under the companies act 1956. REC is a Systematically Important NBFC registered with RBI. The main objective of REC is to finance the power sector value chain. The Borrowing of REC Limited are rated the highest i.e. "AAA" from CRISIL, CARE, India Ratings and ICRA.

You can use this site for the following


Download Application Form


Submit Application form & make Online Payment


Submit Application form - NEFT/RTGS already made


Query Window

"Apply in Demat Mode and Get 500 Rs. as an Incentive. It shall be paid once per investor in a Financial Year."

* RTA for REC 54EC Bonds [Click Here](#)

* Issue Highlights of REC 54EC CGTE Bonds - Series XVIII [Click Here](#)

* Information Memorandum - 54EC CGTE Bonds-Series XVIII [Click Here](#)

* List of Mobilizers [Click Here](#)

* List of Collecting Branches/Bankers and Escalation Matrix [Click Here](#)

* Bank details for making payment through RTGS/NEFT [Click Here](#)

* List of Depository Participant Empanelled for Free Demat Account Opening [Click Here](#)

In case of any queries, investors may please contact REC Investor Cell at the following.

Toll-Free Number : 1800 180 2992 (10:00 AM to 06:00 PM - Monday to Friday)

Email : investorcell@rec.in


Step 2:- After selecting the option of offline mode, Select the option of “Fill a form with Offline/RTGS Payment Details”:-

Fill a Form with Offline/RTGS Payment Details	Upload Offline Application & KYC Documents	Home
---	--	------

INSTRUCTIONS:


1. Dear Investor, the above options are specifically for the payment done thru RTGS/NEFT/Direct Payment offline (i.e. without our online webportal) and for the same the application form is not submitted to bank or not dispatched to RTI (KFintech - Hyderabad).
2. Request you to use the above options to fill the application form with RTGS/NEFT/Direct Payment details to process the application for allotment of bonds.
3. After filling the application form, request you to download and take a print for attesting the signatures of all applicants. Then use the above option to upload the application form duly signed by all applicants and KYC Documents into our portal.
4. Kindly note, without submitting the application form the allotment of bonds will not be done. It will be kept on hold till the submission of application form to RTI (i.e. KFintech - Hyderabad).

Step 3:- Details to be filled in the Application Form – *, After entering the First holder name, use key “TAB” or “ENTER” for enabling the PAN Number field.




**आर ई सी
REC**
सहजता, विश्वास, अविनाश
Endless energy. Infinite possibilities.

REC Limited
A Government of India Enterprise
A Navratna Company

Serviced by
 **KFINTECH**
INTEGRATED FINANCIAL SERVICES

For REC 54EC BONDS OFFLINE APPLICATION ENTRY FORM - FOR PAYMENT DONE OFFLINE THROUGH RTGS			
Investor Category (As per Income Tax Act, 1961)		--Select--	
Mode of Application *		<input checked="" type="radio"/> NSDL <input type="radio"/> CDSL <input type="radio"/> Physical	
		DPID	IN <input type="text"/> * enter 6 digit DPID and 8 digit ClientID
DETAILS OF INVESTMENT AMOUNT * (Minimum 2 Bonds, Maximum 500 Bonds)			
No. of Bonds	<input type="text"/>	Amount Payable	<input type="text"/>
PAYMENT DETAILS *			
Cheque / Demand Draft/RTGS Drawn on (Name of the Bank)	<input type="text"/>	Cheque / Demand Draft/RTGS Drawn on (Name of the Bank Branch)	<input type="text"/>
Bank A/c Number from which investment is made	<input type="text"/>	Cheque / Demand Draft / UTR No.	<input type="text"/>
Payment Dated	<input type="text"/>		
DETAILS OF APPLICANT(S) *			
First Holder Name *	<input type="text"/>	PAN Number *	<input type="text"/>
		Occupation	--Select--
Second Holder Name	<input type="text"/>	PAN Number	<input type="text"/>
		Occupation	--Select--
Third Holder Name	<input type="text"/>	PAN Number	<input type="text"/>
		Occupation	--Select--
Application Through	<input checked="" type="radio"/> Direct <input type="radio"/> Broker	Select	<input type="text"/>
Sub Broker Code	<input type="text"/>	Date of Birth of First Holder	<input type="text"/>
FIRST/SOLE APPLICANT'S PERMANENT ADDRESS IN FULL (Do Not Write Name Again)			
Address 1 *	<input type="text"/>	Address 2	<input type="text"/>
Address 3	<input type="text"/>	City *	<input type="text"/>
PIN Code *	<input type="text"/>		
FIRST/SOLE APPLICANT'S COMMUNICATION ADDRESS (Corresponding Address Proof is Not Required)			
IS THE CORRESPONDENCE ADDRESS SAME AS ABOVE ?		<input type="radio"/> YES <input checked="" type="radio"/> NO	
Address 1 *	<input type="text"/>	Address 2	<input type="text"/>
Address 3	<input type="text"/>	City *	<input type="text"/>
PIN Code *	<input type="text"/>		
Email *	<input type="text"/>	Mobile (Indian Mobile No. Preferable)*	<input type="text"/>
BANK PARTICULARS FOR PAYMENT OF INTEREST/REDEMPTION *			
MICR Code	<input type="text"/>	IFSC Code *	<input type="text"/>
Bank Name	<input type="text"/>	Branch Name	<input type="text"/>
Account Type	Saving	Account No *	<input type="text"/>
		<input type="button" value="Submit"/> <input type="button" value="Cancel"/>	

Step 4:- After Submit the Filled Application Form, the below window appears. Now, click on “[CLICK HERE](#)” option to download filled application form & Go “[Back to Page](#)”:-



REC Limited
A Government of India Enterprise
A Navratna Company

Serviced by
KFINTECH
EXPERIENCE TRANSFORMATION

Download Application Form

Thank you for your interest in REC Bonds. [Download your application form](#)

The Application Number assigned to you is **2641635**

INSTRUCTIONS:

1. Please review the application form carefully along with instructions mentioned at Page 3 and 4. After review, the Holder(s) of the bonds are required to place their signature in the application form.
2. The investor can pay through the Net-Banking option by uploading the signed form along with requisite documents. The instructions can be obtained [here](#). Please click "Back to Page" and use "Upload Application/KYC Documents".
3. The investor may choose to submit the application form along with documents mentioned on Page 4 of the application form at any of the collection banks. **The list of collection banks are mentioned here.** The investor may make the payment by Cheque/DD or they may choose to make the payment by RTGS. **The bank details of REC for making RTGS payment are mentioned here.**

[Back to Page](#)

Step 5:- After Downloading the Form and duly filling it, take a Scan of the Signed Application along with KYC Documents.

Step 6:- Now, Select option Upload Application/KYC Documents from the below window:—

[Fill a Form with Offline/RTGS Payment Details](#)

[Upload Offline Application & KYC Documents](#)

[Home](#)

INSTRUCTIONS:

1. Dear Investor, the above options are specifically for the payment done thru RTGS/NEFT/Direct Payment offline (i.e. without our online webportal) and for the same the application form is not submitted to bank or not dispatched to RTI (KFintech - Hyderabad).
2. Request you to use the above options to fill the application form with RTGS/NEFT/Direct Payment details to process the application for allotment of bonds.
3. After filling the application form, request you to download and take a print for attesting the signatures of all applicants. Then use the above option to upload the application form duly signed by all applicants and KYC Documents into our portal.
4. Kindly note, without submitting the application form the allotment of bonds will not be done. It will be kept on hold till the submission of application form to RTI (i.e. KFintech - Hyderabad).

Step 7:- Now, Filled the Mandatory Details & Generate OTP:-

Step 1: Enter Your Application Details as Submitted Online

Application No. *

Email *

Mobile Number *

Get OTP

Step 2: Validate OTP

Enter OTP *

Validate

Clear

On validation of OTP, the application form and KYC proofs duly self attested scan copies upload screen and payment gateway will be enabled. This is applicable only for online filled application and submitted thru this website.

Step 8:- After entering the valid OTP, The below window appears for uploading the documents:-

Home

Step 1: Enter Your Application Details as Submitted Offline

Application No. *

2641635

Email *

shivamsaini.fc@gmail.com

Mobile Number *

8178097646

Get OTP

OTP will be sent to above mobile number and email.

Step 2: Validate OTP

Enter OTP *

821476

Validate

Clear

On validation of OTP, the application form and KYC proofs duly self attested scan copies upload screen will be enabled. This is applicable only for offline payment done thru RTGS/NEFT/Direct Credit to submit the application form.

Your Application Thru RTGS / NEFT Details

Application No.	2641635	Name	SHIVAMSAINI
PAN	GZQPS3405C	Amount	20000.00
RTGS/NEFT UTR No.	bob12345265758969745	Payment Date	May 26 2022 12:00:00:000AM
Application Date	26-05-2022		

Note: Investors are required to submit self-attested copies of all the documents as mentioned in Page 4 of the application form as applicable.

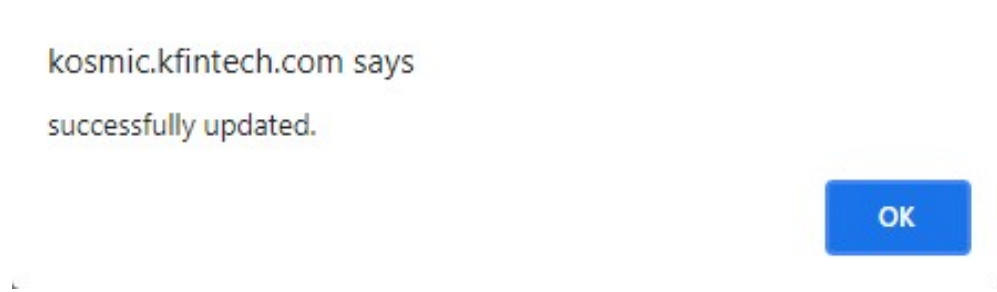
SLNo.	NAME	Upload only PDF documents – Max 5 MB		
1	Application Form	Choose File	No file chosen	Upload
2	PAN	Choose File	No file chosen	Upload
3	Address Proof	Choose File	No file chosen	Upload
4	Cancelled Cheque	Choose File	No file chosen	Upload
5	Others,if Any	Choose File	REC54E...41635.pdf	Upload

SLNo	PROOF	UPLOAD STATUS	Download
1	Application Form	Yes	
2	PAN	Yes	
3	Address Proof	Yes	
4	Cancelled Cheque	Yes	
5	Others, If any	No	

Submit

(Before Submit - Request you to download and verify the uploaded documents)

Step 9:- After Uploading Documents, Click on the "Submit" option – The below message appears:-



Step 10:- Now, you can also find the acknowledgment for the same on the registered mail ID.

Step 11:- Still have queries? Contact us on 1800-180-2992 or write to us on investorcell@recl.in