


PROCESS OF SUBMIT APPLICATION THROUGH ONLINE MODE BY USING PAYMENT GATEWAY / NET BANKING

Step 1:- Click on the below link –


<https://kosmic.kfintech.com/REC/default.aspx>

The below window appears after opening the above link. Select the option of “**Submit Application form Online**”



आर ई सी
REC
असीमित ऊर्जा, अनन्त संभावनाएं
Endless energy. Infinite possibilities.


REC Limited
A Government of India Enterprise
A Maharatna Company


Serviced by
**KFINTECH**
DIGITAL FINANCIAL SERVICES


Welcome to REC 54EC Capital Gain Tax Exemption Bonds Application Portal – Series XVIII


REC Limited is a Government of India Enterprise. It is also a listed Maharatna Company under Ministry of Power. It was incorporated on July 25, 1969 under the companies act 1956. REC is a Systematically Important NBFC registered with RBI. The main objective of REC is to finance the power sector value chain. The Borrowing of REC Limited are rated the highest i.e. "AAA" from CRISIL, CARE, India Ratings and ICRA.

You can use this site for the following


Download
Application Form


Submit Application form &
make
Online Payment


Submit Application form -
NEFT/RTGS already made


Query
Window

"Apply in Demat Mode and Get 500 Rs. as an Incentive. It shall be paid once per investor in a Financial Year."

* RTA for REC 54EC Bonds [Click Here](#)

* Issue Highlights of REC 54EC CGTE Bonds - Series XVIII [Click Here](#)

* Information Memorandum - 54EC CGTE Bonds-Series XVIII [Click Here](#)

* List of Mobilizers [Click Here](#)

* List of Collecting Branches/Bankers and Escalation Matrix [Click Here](#)

* Bank details for making payment through RTGS/NEFT [Click Here](#)

* List of Depository Participant Empanelled for Free Demat Account Opening [Click Here](#)

In case of any queries, investors may please contact
REC Investor Cell at the following:

Toll-Free Number : 1800 180 2992 (10:00 AM to 06:00 PM - Monday to Friday)

Email : investorcell@rec.in

Step 2:- After selecting the option of online mode, select the option of “Fill a New Form Online:-

Fill a New Form Online

Upload Application/KYC Documents

Home

INSTRUCTIONS:

1. Dear Investor, Kindly download the following instructions to submit the online application form through payment by Net banking / Debit Card.
2. [Click here](#) - Download the instructions to apply online application through Net Banking / Debit Card.
3. Kindly note that Interest shall be credited to the investor from the date of credit of amount to REC's account. Normal Clearing cycle is T+1 days.
4. [Click here](#) to download the instructions/information for the online payment done and confirmation mail is not received.

Step 3:- Details to be filled in the Application Form – *, After entering the First holder name, use key “TAB” or “ENTER” for enabling the PAN Number field.



REC Limited
A Government of India Enterprise
A Navratna Company



| REC 54EC BONDS ONLINE APPLICATION ENTRY FORM – FOR ONLINE PAYMENT THROUGH PAYMENT GATEWAY | | | |
|---|--|---|-----------------------|
| Investor Category (As per Income Tax Act, 1961) | | --Select-- | |
| Mode of Application * | | DPID | IN |
| <input checked="" type="radio"/> NSDL <input type="radio"/> CDSL <input type="radio"/> Physical | | * enter 6 digit DPID and 8 digit ClientID | |
| DETAILS OF INVESTMENT AMOUNT (Minimum 2 Bonds, Maximum 500 Bonds) | | | |
| No. of Bonds * | | Amount Payable | |
| DETAILS OF APPLICANT(S) * | | | |
| First Holder Name * | | PAN Number * | Occupation --Select-- |
| Second Holder Name | | PAN Number | Occupation --Select-- |
| Third Holder Name | | PAN Number | Occupation --Select-- |
| Application Through | <input checked="" type="radio"/> Direct <input type="radio"/> Broker | Select | |
| Sub Broker Code | | Date of Birth of First Holder | |
| FIRST/SOLE APPLICANT'S PERMANENT ADDRESS IN FULL *(Do Not Write Name Again) | | | |
| Address 1 * | | Address 2 | |
| Address 3 | | City * | |
| PIN Code * | | | |
| FIRST/SOLE APPLICANT'S COMMUNICATION ADDRESS *(Corresponding Address Proof is Not Required) | | | |
| IS THE CORRESPONDENCE ADDRESS SAME AS ABOVE ? | | <input type="radio"/> YES <input checked="" type="radio"/> NO | |
| Address 1 * | | Address 2 | |
| Address 3 | | City * | |
| PIN Code * | | | |
| Email * | | Mobile (Indian Mobile No. Preferable) * | |
| BANK PARTICULARS FOR PAYMENT OF INTEREST/REDEMPTION * | | | |
| MICR Code | | IFSC Code * | |
| Bank Name | | Branch Name | |
| Account Type | Saving | Account No * | |
| | | Submit | Cancel |

Step 4:- After Submit the Filled Application Form, the below window appears. Now, click on “CLICK HERE” option to download filled application form & Go “Back to Page”:-

Download Blank Application Forms

Thank you for your interest in REC Bonds. [CLICK HERE](#) to download your Application Form.

The Application Number assigned to you is **2595115**

INSTRUCTIONS:

1. Download the form and fill up the relevant details.
2. [Download Instructions.](#)
3. The Application can be deposited in any of the [collecting branches](#), as you feel convenient.

[Back to Page](#)

Step 5:- After Downloading the Form and duly filling it, take a Scan of the Signed Application along with KYC Documents.

Step 6:- Now, Select option Upload Application/KYC Documents from the below window:-

[Fill a New Form Online](#)

[Upload Application/KYC Documents](#)

[Home](#)

INSTRUCTIONS:

1. Dear Investor, Kindly download the following instructions to submit the online application form through payment by Net banking / Debit Card.
2. [Click here](#) - Download the instructions to apply online application through Net Banking / Debit Card.
3. Kindly note that Interest shall be credited to the investor from the date of credit of amount to REC's account. Normal Clearing cycle is T+1 days.
4. [Click here to download the instructions/information for the online payment done and confirmation mail is not received.](#)

Step 7:- Now, Filled the Mandatory Details & Generate OTP:-

Step 1: Enter Your Application Details as Submitted Online

Application No. *

Email *

Mobile Number *

Get OTP

Step 2: Validate OTP

Enter OTP *

Validate

Clear

On validation of OTP, the application form and KYC proofs duly self attested scan copies upload screen and payment gateway will be enabled. This is applicable only for online filled application and submitted thru this website.

Step 8:- After entering the valid OTP, The below window appears for uploading the documents:-

Your Previous Transaction Details

No previous transaction(s) found

Your Application Details

| | | | |
|------------------|------------|---------------------------|----------|
| Application No. | 2641633 | Name | SDFDSFSD |
| PAN | GZQPS3405C | Amount | 20000.00 |
| Transaction Id | | Transaction Date and Time | |
| Application Date | 26-05-2022 | | |

Note: Investors are required to submit self-attested copies of all the documents as mentioned in Page 4 of the application form as applicable.

| SLNo. | NAME | Upload only PDF documents – Max 5 MB | |
|-------|------------------|---------------------------------------|-------------------|
| 1 | Application Form | <div>Choose File</div> No file chosen | <div>Upload</div> |
| 2 | PAN | <div>Choose File</div> No file chosen | <div>Upload</div> |
| 3 | Address Proof | <div>Choose File</div> No file chosen | <div>Upload</div> |
| 4 | Cancelled Cheque | <div>Choose File</div> No file chosen | <div>Upload</div> |
| 5 | Others, if Any | <div>Choose File</div> No file chosen | <div>Upload</div> |

| SLNo | PROOF | UPLOAD STATUS | Download |
|------|------------------|---------------|----------|
| 1 | Application Form | Yes | |
| 2 | PAN | Yes | |
| 3 | Address Proof | Yes | |
| 4 | Cancelled Cheque | Yes | |
| 5 | Others, If any | Yes | |

Proceed to Payment

Step 9:- After Uploading Documents, Click on the Proceed to Payment option – It takes you to Payment Gateway window – where you can choose any of the given bank for making payment:-

Pay through EASYEMI with HDFC Bank Credit Cards

Billing Information

Amount
₹20011.80

Subtotal: ₹ 20000.00
Surcharge* ₹ 10.00
GST* ₹ 1.80

Convenience Fee of ₹10.00 will be charged on the transaction. 18% GST will apply on the convenience fee.

Order No
26049018ff...

Merchant
REC Limited

Website
https://kosmic.kfintech.com/REC

Your session will expire in 13:08 minutes

NET BANKING


Search for your bank

ALL BANKS

- Airtel Payments Bank
- AXIS Bank
- Bank of India
- Bank of Maharashtra
- Canara Bank

Step 10:- After opting the Bank – It directly takes you to your Net Banking window for making payment.

For Example: - If you choose HDFC Bank. The following Window Appears:-




Pay through HDFC Bank NetBanking

Login to NetBanking

Customer ID/ User ID

[Forgot Customer ID](#)

CONTINUE



Your security is of utmost importance.
[Know More...](#)

Dear Customer,
Welcome to the new login page of HDFC Bank NetBanking. Its lighter look and feel is designed to give you the best possible user experience. Please continue to login using your customer ID and password.

Step 11:- After Entering your login credentials & making payment & you can also find the acknowledgment for the same on the registered mail id.

Step 12:- Still have queries? Contact us on 1800-180-2992 or write to us on investorcell@recl.in